

# COMECTA High volume orbital shaker incubators

FAN AIR CIRCULATED, WITH OR WITHOUT REFRIGERATION  
DIGITAL ELECTRONIC CONTROL OF SPEED, TEMPERATURE AND TIME. FOR LONG OPERATING PERIODS.



### SAFETY:

TRIPLE PROTECTION MOTOR DRIVE:  
OVER TEMPERATURE, IRREGULAR MOVEMENTS, AUTOMATIC STOP WHEN THE DOOR IS OPENED, TEMPERATURE ALARM, THERMAL CUTOUT.



Hinged door model with refrigeration



Framework type models with or without refrigeration

## GENERAL FEATURES

Metallic external case epoxy-coated.  
Current and set digital reading of temperature, time and speed parameters.  
Acoustic alarm and illuminated indicator at the end of the cycle and also to indicate temperature and / or time programs errors.  
Automatic switch off mechanism when the shaker door is opened.  
Motor over load protection, with automatic switch off activation.  
Induction drive motor, where the drive mechanism has an anti vibration system.  
Refrigerated models have a hermetically sealed compressor unit with a ventilated condenser.  
Internal case made of stainless steel AISI 316 with polished finish and glazed door for a handy visibility of the samples process.  
Internal platform with multi-adapter positions for differing accessories, such as: conical flask adapters, microtitre plate holders and universal tray with adjustable tension springs for other non standard sized vessels.

### HINGED DOOR MODELS "S100D" AND "S200D"

Temperated glass hinged door.  
The orbital rotation can be adjusted without disassembly from 50mm.




Orbital rotation adjustment

### MODELS FRAMEWORK TYPE "S1102" AND "S2102"

Made with two doors framework type and double glass windows which allow visibility of the material exposed in the inside  
Two removable upper trays for high volume Erlenmeyer flasks accommodation in the lower tray.  
Adjustable outlet hole for the air in the inside of the chamber.  
Amplitude of oscilation: 25mm.  
With wheels for movements and adjustable support for a stabled fixing.  
**Accesories:** See pag. 41

## CONTROL PANEL



0. LCD Display.
1. Heater "ON" indicator.
2. Alarm indicator.
3. Refrigeration compressor "ON" indicator. (only refrigerated models)
4. Time function push button.
5. Modify and confirm push button.
6. Start / Stop Push button.
7. Adjust temperature push button. (only refrigerated models)
8. Speed push button.
9. Rotation push button.
10. Reduce value push button.
11. Increase value push button.
12. Temperature push button.

**Note:** In models framework type, the control panel position is horizontal.



S1000 serie.



S2000 serie.



S1102 and S2102 series.

MODELS	S100D	S200D	S1102	S2102
Part No.	<b>5312130</b>	<b>5312131</b>	<b>5312132</b>	<b>5312133</b>
Rotation amplitude	Continuous adjustment from 0 to 50 mm orbital		25 mm	
Controllable speed range	from 30 to 400 r.p.m.	from 30 to 400 r.p.m.	from 40 to 300 r.p.m.	from 40 to 300 r.p.m.
Controllable speed in steps of	1 r.p.m.	1 r.p.m.	1 r.p.m.	1 r.p.m.
Refrigeration	No	Yes	No	Yes
Heating	Yes	Yes	Yes	Yes
Controllable temperature range	from ambient +5 °C to 60 °C	from 5 °C up to 60 °C	from ambient +5 °C to 60 °C	from 6 °C up to 60 °C
Controllable temperature in steps of	0.1 °C	0.1 °C	0.1 °C	0.1 °C
Chamber temperature uniformity	±1 °C	±1 °C	±1 °C	±1 °C
Timer	from 0 to 500 hours	from 0 to 500 hours	from 0 to 500 hours	from 0 to 500 hours
Usable platform dimensions	370 x 400 mm	420 x 380 mm	734 x 458 mm	734 x 458 mm
Platform number	1	1	2	2
Maximum conical flask capacity (see accessories)	6 x 1000 ml, or 9 x 500 ml, or 12 x 250 ml, or 16 x 100 ml, or 20 x 50ml	9 x 1000 ml, or 9 x 500 ml, or 16 x 250 ml, or 20 x 100 ml, or 25 x 50 ml	*4 x 5000 ml, or *8 x 3000 ml, or *8 x 2000ml, or 24 x 1000 ml, or 44 x 500 ml, or 56 x 250 ml, or 104 x 100 ml, or 104 x 50 ml	
Dimensions Height x Width x Depth	610 x 610 x 510 mm	700 x 740 x 560 mm	1440 x 950 x 700 mm	1440 x 950 x 700 mm
Weight	72 Kg	100 Kg	200 Kg	235 Kg
Power	490 W	580 W	930 W	1200 W

\*Note: An upper tray divided into two removable pieces which allow high volume Erlenmeyer flasks accommodation, from 2000 to 5000 ml. in the lower tray or the Universal platform which is supplied as an accessory.


**ACCESSORIES**

**Erlenmeyer and flask adapters.**

Made from hardened sprung stainless steel.




- Part No. **5312105** Adapter for 50 ml
- Part No. **5312106** Adapter for 100 ml
- Part No. **5312107** Adapter for 250 ml
- Part No. **5312108** Adapter for 500 ml
- Part No. **5312109** Adapter for 1000 ml
- Part No. **5312110** Adapter for 2000 ml
- Part No. **5312111** Adapter for 3000 ml
- Part No. **5312112** Adapter for 5000 ml



**Adapter for microtiter holder**  
From 85 x 130 mm., allows up to 3 plates in models S100D and S200D, and up to 6 plates in models 1102 and 2102.  
Part No. **5312113**

**Universal platform tray with elastic tension clips that hold in position any type of vessel, flasks, beakers, racks, etc.**



For model **S100D**  
Dimensions 400 x 370 x 80 mm  
Part No. **5312134**

For model **S200D**  
Dimensions 420 x 400 x 80 mm  
Part No. **5312135**

For models **S1102** and **S2102**  
Dimensions 780 x 480 x 80 mm  
Part No. **5312136**

# COMECTA Stackable high volume orbital shaker incubators



FAN AIR CIRCULATED, WITH OR WITHOUT REFRIGERATION  
PROGRAMMABLE TFT TOUCH SCREEN CONTROL OF SPEED, TEMPERATURE AND TIME. FOR LONG OPERATING PERIODS.

## SAFETY:

TRIPLE PROTECTION MOTOR DRIVE:  
OVER TEMPERATURE, IRREGULAR MOVEMENTS, AUTOMATIC STOP WHEN THE DOOR IS OPENED, TEMPERATURE ALARM, THERMAL CUTOUT.

## GENERAL FEATURES

Metallic external case epoxy-coated and ABS frontal, specially designed to be able to stack up to 3 incubators.

TFT Touch screen.

8 programmable segments, current and set reading of temperature, time and speed parameters.

Acoustic alarm and illuminated indicator at the end of the cycle and also to indicate temperature and / or time programs errors.

Automatic switch off mechanism when the shaker door is opened.

Motor over load protection, with automatic switch off activation.

Induction drive motor, where the drive mechanism has an anti vibration system. Refrigerated models have a hermetically sealed compressor unit with a ventilated condenser.

Internal case made of stainless steel AISI 316 with polished finish and glazed door for a handy visibility of the samples process.

Interior platform with front extraction guides with multi-adapter positions for differing accessories, such as: conical flask adapters, microtitre plate holders and universal tray with adjustable tension springs for other non standard sized vessels.

The orbital rotation can be adjusted without disassembly from 50mm.

Amplitude of oscilation: 25 -50 mm.

Comes complete with print and USB output for the process registration.




Example of two stacked models

MODELS	ZHP-2012	ZGP-2012 Refrigerated
Part No.	<b>5312137</b>	<b>5312138</b>
Controllable speed range	from 30 to 300 r.p.m.	from 30 to 300 r.p.m.
Controllable speed in steps of	1 r.p.m.	1 r.p.m.
Controllable temperature range	from ambient +5 °C to 60 °C	from 4 °C to 60 °C
Controllable temperature in steps of	0.1 °C	0.1 °C
Chamber temperature uniformity	±1 °C	±1 °C
Timer	999 hours	999 hours
Usable platform dimensions	780 x 480 mm	780 x 480 mm
Platform number	1	1
Maximum conical flask capacity (see accessories)	12 X 2000 ml or 15 x 1000 ml, ó 28 x 500 ml, or 40 x 250 ml,	12 X 2000 ml or 15 x 1000 ml, ó 28 x 500 ml, or 40 x 250 ml,
Dimensions Height x Width x Depth	640 x 1150 x 780 mm	640 x 1150 x 780 mm
Weight	150 Kg	180 Kg
Power	760 W	1120 W

## ACCESSORIES

Erlenmeyer and flask adapters. Made from hardened sprung stainless steel.

Part No. <b>5312105</b> Adapter for	50 ml
Part No. <b>5312106</b> Adapter for	100 ml
Part No. <b>5312107</b> Adapter for	250 ml
Part No. <b>5312108</b> Adapter for	500 ml
Part No. <b>5312109</b> Adapter for	1000 ml
Part No. <b>5312110</b> Adapter for	2000 ml





INTENSE CAVITY SHAKING.  
FOR 10 TO 500ML VOLUMES.

**OPERATION**

The ultrasonic generator transforms the electric current from 220V 50Hz into ultrasonic energy of 20KHz, to feed the ultrasonic transducers. The transducer produces an elastic distortion by following the alternate voltage, which traduces in a longitudinal mechanical vibration that produces a cavitation effect in the titanium alloy probe submerged in the solution. This generates a multitude of micro bubbles which releases a considerable energy in the probe end that allow a sample intense shaking and vibration.

**APPLICATIONS**

**Biology, chemistry, environment, general analysis laboratory.**

It allows disintegration of cells and biological tissue, DNA protein extraction, ether hydrolysis RNA, reactions output acceleration and increase, earth and sediments treatment according to EPA SW methods which simplifies the Soxhlet method in time, quality control, R&D, sample gas remove, dissolution and homogenization, emulsion, dispersion, liposomes formation, proteins microencapsulation, etc.



**FEATURES**

The equipment consists of a control and power unit and an ultrasonic transducer (homogenizer).

**Control unit:** Epoxy coated external metallic case and ABS front panel. It consists of a LCD display, cycle time programming push buttons, impulse intervals, maximum power and temperature with 10 programs configurable by the user. Probe and connector for the sample temperature control.

**Ultrasonic transducer** consists of a piezoelectric converter with a 1/4 inches titanium alloy probe (5,6mmØ and 60mm height).

It is hold by means of a retort stand and an adjustable clamp, max. 44 cm height.

**CONTROL PANEL**

- On/off switch.
- Parameters indicator LCD display.
- Ultrasonic power adjustable control (1-99%).
- Push button from 0 to 9 for parameters selection: Time (1" - 2hours).
- Maximum impulses and temperature.
- SET push button: select parameters.
- CLEAR push button: cancel parameters.
- ENTER push button: validate parameters.
- START/STOP push button: cycle beginning and end.
- PAUSE push button: pause function.
- RECALL-SAVE push button: memory to save 10 programs.

**ACCESSORY**

**Anti-noise cabin**

Made in double isolated layer that protects from high noises emitted by the ultrasound effects.

It comes with a transparent door.

Part No. **5059601**

**Probe 1/8"** for volumes of 0.5-400 ml.

Part No. **5059602**

**Probe 3/8"** for volumes of 20-600 ml.

Part No. **5059603**



**MODEL**

Part No.	KHz Frequency	Height/Width/Depth (exterior) cm	Power W	Weight Kg
<b>5059600</b>	20	22 19 33	500	6,7

It is supplied with a support-rod adjustable in height.

## APPLICATIONS

For the use in pharmaceutical, chemistry and alimentary industry.  
For powder, granulated and small concentrated batches that are sent to the production plant after being investigated in laboratory.

## FEATURES

Made of stainless steel AISI 304.  
It have two loading entrances in V and an unloading hole which is protected with isolated covers with silicon gaskets.  
Engine group with shaking device at a constant speed of 18 rpm.

## CONTROL PANEL

Start button.  
Stop button.  
Container positioner button.  
Timer from 1 to 99,9h.

## MODELS

Model	Part no.	Volume Liters	Load capacity (50%) Liters	RPM	Height / Width / Depth (external cm)	Power W	Weight Kg
VS-5	5810100	5	2,5	18	58 72 37	550	47
VS-8	5810101	8	4	18	64 81 37	550	52
VS-50	5810102	50	20	15	130 150 50	750	250



## SPARE PART

Silicone gasket for VS-5, VS-8 and VS-50  
Part No. 5810110 (Unit).

## APPLICATIONS

For a wide range of products grinding, solid, fragile, soft and semi-hard ones. For the use in pharmaceutical, chemistry and alimentary industry in general.

## FEATURES

Made of stainless steel AISI 304.  
Device for different kind of easily changeable sieves. From 0,12 mm Ø to 0,80 mm Ø.  
It is supplied with a sieve of 0,18 mm Ø.  
Only suitable for grinding samples with relative humidity below 20%.


Model	Part No.	Capacity Kg / h	Db	RPM	Voltage V	Measures (cm) Height./ Width. / Depth.	Power Kw	Weight Kg
TR-20	5810000	10 a 30	85	4200	380-50 Hz phase	70 40 80	2,2	85



## ACCESSORIES

### Sieves

Part no.	Sieve Ø mm.
5810007	1 mm
5810001	0,80 mm
5810002	0,38 mm
5810003	0,25 mm
5810004	0,18 mm
5810005	0,12 mm



SPARE PARTS Shear Part no. 5810006

Device for an easy sieve insertion.

# STERILIZATION AND BACTERIOLOGICAL OVENS - FURNACES



**Poupinel sterilizers**  
**Drying and sterilization ovens**  
**Universal precision ovens**  
**High temperature ovens**  
**Vacuum ovens**  
**Desiccators**  
**Bacteriological incubators**  
**Cooled low temperature incubator**  
**Incubator chamber**  
**CO<sub>2</sub> incubator**  
**Precise cooled incubators**  
**Electric muffle furnaces**

**page 136**  
**pages 137 to 149**  
**pages 142 and 143**  
**page 146**  
**pages 147 and 148**  
**page 149**  
**pages 150 to 153**  
**pages 154 and 155**  
**page 156**  
**page 157**  
**page 158 and 160**  
**pages 161 to 163**

*"The key to quality is found in the personal commitment of each and every one within a company and by the management taking the lead."  
Eugenio d'Ors*





# LABORATORY OVENS AND INCUBATORS

Leading edge technology. Maximum Precision.



#### **Drying and sterilization ovens:**

**Drying:** For all drying processes of diverse laboratory material or glass material in general, printed circuits, granule and powder, etc.

**Sterilization:** They guarantee microorganisms destruction, either pathogen ones or not, which will be over or inside the material. They allow sterilization of powder and non-volatile viscous substances. For a good sterilization, a temperature between 160 °C and 180 °C and 2 hours exposition is usually required.

#### **Vacuum drying ovens:**

They are developed for applications of thermal and drying treatments of heat-sensitive products.

#### **Bacteriological culture ovens:**

For microorganisms or culture incubation in clinical diagnosis, in sanitary or nutritious industry. The samples are preserved at a determined temperature and period of time.

#### **Cooled low temperature ovens:**

For microorganisms or culture incubation, in clinical diagnosis, in sanitary or nutritious industry. The samples are preserved at a determined temperature and period of time.

#### **Anaerobic cell and tissue cultures for CO<sub>2</sub> ovens:**

Essential element in laboratories for research, cell biology, molecular biology, different cancer sorts and general pharmaceutical laboratories.

***Conforms to the international directives for safety and precision.***

#### ***MODEL RANGE:***

- ***Drying and sterilization.***
- ***Universal: Programmed for cultures and sterilization.***
  - ***Vacuum drying.***
  - ***Bacteriological cultures.***
- ***Low temperature- High Precision Peltier systems.***
  - ***CO<sub>2</sub> Incubators.***
  - ***Precise refrigerators and cooled incubators.***
- ***More than 70 models with capacities from 19 to 720 litres.***
- ***Controllable temperatures from -10 to 250 °C and 400 °C.***
- ***Analogue or digital control through a microprocessor for temperature and time.***
  - ***Wide range of accessories for varying applications.***



# OVENS, INCUBATORS AND FURNACES

## Summary table of the different models



**QUICK OVERVIEW**

MODEL RANGE	MODELS	CONTROL	CAPACITY					Safety	RS-232	USB
			1.5 litres	19 litres						
STERILIZERS POUPEL										
50 ... 220 °C	DRYTIME II	ANALOGUE	2000912	-				YES	-	-
60 ... 250 °C	DRYTERM	ANALOGUE	-	2000787				YES	-	-
GLASS DRYING			126 litres							
40 ... 170 °C	DRYGLASS	ANALOGUE	2000381					YES	-	-
CONVECTION NATURAL			19 litres	36 litres	52 litres	80 litres	150 litres			
40 ... 250 °C	CONTERM	Digital LED $\mu$	2000250	2000251	2000252	2000253	2000254	YES		-
Ambient+5 ... 250 °C	DIGITHEAT-TFT	TFT Touch screen $\mu$	2001251	2001252	2001253	2001254	2001255	YES	YES	YES
FORCED AIR, FAN CONVECTION BENCH TOP				33 litres	47 litres	76 litres	145 litres			
Ambient+5 ... 250 °C	DIGITRONIC-TFT	TFT Touch screen $\mu$		2005163	2005165	2005167	2005169	YES	YES	YES
Ambient+5 ... 250 °C	DIGITRONIC-TFT glass door	TFT Touch screen $\mu$		2005164	2005166	2005168	2005170	YES	YES	YES
FORCED AIR, FAN CONVECTION FLOOR STANDING			216 litres	288 litres	400 litres	720 litres	4200 litres			
Ambient+5 ... 250 °C	DRYBIG 230/400V III PHASES	DIGITAL $\mu$	2002961	2002971	2003721	2003741	2003743	YES	YES	-
Ambient+5 ... 250 °C	DRYBIG 230V I PHASE	DIGITAL $\mu$	2002962	2002972	-	-		YES	YES	-
HIGH TEMPERATURE			80 litres							
60 ... 400 °C	HIGHTEMP 230/400V III PHASES	DIGITAL $\mu$	2001406					YES	-	-
VACUUM OVEN			3 litres	47 litres						
35 ... 200 °C	VACIOTEM T	DIGITAL $\mu$	-	4001489				YES	YES	-
35 ... 200 °C	VACIOTEM TV	DIGITAL $\mu$	-	4001490				YES	YES	-
Ambient+5 ... 170 °C	VACUO-TEMP	DIGITAL	4000474					YES	-	-
DESICCATOR			55 litres							
			1001403					-	-	-
INCUBATION CHAMBER			110 litres							
Ambient+5 ... 57 °C	BOXCULT	DIGITAL	3000957					YES	-	-
INCUBATORS BENCH TOP			19 litres	36 litres	52 litres	80 litres	150 litres			
Ambient+5 ... 80 °C	INCUBAT	Digital LED $\mu$	2000260	2000261	2000262	2000263	2000264	YES	-	-
Ambient+5 ... 80 °C	INCUDIGIT-TFT	TFT Touch screen $\mu$	2001261	2001262	2001263	2001264	2001265	YES	YES	YES
INCUBATORS LARGE AND FLOOR STANDING			288 litres	400 litres	720 litres					
Ambient+5 ... 80 °C	INCUBIG-TFT	TFT Touch screen $\mu$	2000238	2000239	2000240			YES	YES	YES
LOW TEMPERATURE CABINETS			36 litres	80 litres	150 litres					
5 ... 60 °C	PREBATEM-TFT	TFT Touch screen $\mu$	2000963	2000964	2000965			YES	YES	YES
CO <sub>2</sub> INCUBATOR					150 litres					
Ambient+5 ... 50 °C	INCUBATOR CO <sub>2</sub>	DIGITAL $\mu$			4002628			YES	YES	YES
WITH REFRIGERATION			160 litres	600 litres	670 litres					
+5 ... 65 °C	HOTCOLD S	DIGITAL $\mu$	2101518					YES	-	-
-10 ... 60 °C	HOTCOLD UC	TFT Touch screen $\mu$			2101515			YES	-	YES
6 ... 20 °C (with humidity)	HOTCOLD F	TFT Touch screen $\mu$		2101517				YES	-	-
6 ... 20 °C (with humidity)	HOTCOLD J	TFT Touch screen $\mu$		2101518				YES	-	-
MUFFLE FURNACE			3 litres	3.6 litres	8 litres	9 litres				
Up to ... 1150 °C	SELECT-HORN-TFT	TFT Touch screen $\mu$	-	2000376	-	2000377		YES	-	YES
Up to ... 1100 °C	R	TFT Touch screen $\mu$	2000368	-	2000369	-		YES	-	YES

$\mu$ : with microprocessor.



Manufactured O.E.M



## Poupinel dry heat sterilizer "Drytime II"

ADJUSTABLE TEMPERATURES FROM 50 °C UP TO 200 °C.  
STABILITY: ±6 °C.

NEW DESIGN

### APPLICATIONS

For quick surgical sterilization of diverse instruments surgical odontological, etc.

### FEATURES

Heating by shielded elements in the base which provide a rapid temperature rise.  
Flap door.  
Inner chamber in AISI 304 stainless steel.  
Removable tank with extraction clamps.  
Epoxy-coated outer casing.

### SAFETY

Over temperature cut out incorporated. EN.61010 Standard.

### CONTROL PANEL

Mains switch.  
Mains indicator lamp.  
Hydraulic thermostat for temperature control.  
Timer 0 to 120 min. with automatic off.



### MODEL

Part No.	Capacity litres	Height / Width / Depth (interior) cm	Height / Width / Depth (exterior) cm	Power W	Weight Kg
2000912	1,5	6,5 25 12	15 31 20	300	4



## Poupinel dry heat sterilizer "Dryterm"

ADJUSTABLE TEMPERATURES FROM 60 °C UP TO 250 °C.  
STABILITY: ±10 °C.

### APPLICATIONS

For surgical sterilization of diverse instruments surgical odontological, etc.

### FEATURES

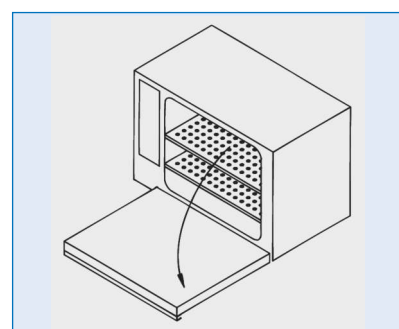
Heating by shielded elements in the base that provides a rapid rise in temperature.  
Flap door.  
Inner chamber made of AISI 304 stainless steel, complete with a heater cover, three shelf runners and two perforated shelves 10 mm high.  
Epoxy-coated outer casing.

### SAFETY

Over temperature cut out incorporated. EN.61010 Standard.

### CONTROL PANEL

Hydraulic thermostat temperature control.  
Locking device for thermostat knob.  
Timer 0 to 120 min. with automatic switch off.  
Heater "ON" indicator.  
Analogue temperature reading thermometer.



### MODEL

Part No.	Capacity litres	Height / Width / Depth (interior) cm	Height / Width / Depth (exterior) cm	Power W	Weight Kg
2000787	19	25 32 23	37 54 34	770	19



## Glass drying oven "Dryglass"

FAN ASSISTED AIR CIRCULATION.

ADJUSTABLE TEMPERATURE FROM 40 °C TO 170 °C.

### SAFETY:

EN.61012 STANDARD OVER TEMPERATURE SAFETY CUT OUT FITTED.  
DIN 12880. STANDARD (CLASS 2 AND 3.1) ADJUSTABLE SAFETY THERMOSTAT FITTED.

### FEATURES

Hydraulic thermostat for temperature control.  
Air circulation by turbo fan.  
Inner chamber made of AISI 304 stainless steel with shelf runners.  
Removable tempered glass sliding doors.  
Ventilation port for steam.  
Epoxy coated external case.

### STANDARD EQUIPMENT

2 shelves and 4 shelf guides.

### CONTROL PANEL

Dual heating power selector switch.  
Mains indicator lamp.  
Hydraulic thermostat for temperature control.  
Locking system of thermostat knob.  
Heater "ON" operation indicator lamp.  
Analogue thermometer.  
Adjustable over temperature safety thermostat, that cuts off the power if the control thermostat fails, manual reset with "on" indicator lamp.



### MODEL

Part No.	Capacity litres	Height / Width / Depth (interior) cm	Height / Width / Depth (exterior) cm	Shelf Positions	Power W	Weight Kg
<b>2000381</b>	126	45 70 40	66 94 54	8	3000	65

### ACCESSORIES

Accessories must be factory installed.



Part No.

**2000002** Timer switch 0-120 minutes.

**2000009** 24 hour programmer with continuous on/off cycling up to every 15 minutes.

### SPARES

Part No.

**2000081** Shelf guides x 2.

**2000091** Shelf.

Each shelf requires 2 guides.



## OVENS AND INCUBATORS PREMIER RANGE

PREMIER  
SERIE

### MODELS:

- NATURAL AIR CONVECTION, DRYING AND STERILIZATION.
- FAN ASSISTED CIRCULATION, UNIVERSAL APPLICATIONS.
- NATURAL AIR CONVECTION, BACTERIOLOGY AND INCUBATION.


CONTROL: DIGITAL MICROPROCESSOR CONTROL OF TEMPERATURE AND TIME, MODEL DEPENDENT.

COMPLIES WITH THE STANDARDS: DIN 50011 - DIN 58945. REQUIRED FOR HEATING, STABILITY AND HOMOGENEITY.

### SAFETY:

STANDARD EN.61010. INCORPORATED FIXED OVER TEMPERATURE DEVICE .  
STANDARD DIN 12880. (CLASS 2 AND 3.1)SAFETY THERMOSTAT CONTROLLER FITTED.

### Leading edge technology



*Detailed longitudinal cross section.*

### COMMON FEATURES

#### Construction.

1. External case treated with a corrosive resistant epoxy coating.
2. Internal part: Easy to clean AISI 304 stainless steel double chamber, self adjusting door seal and adjustable shelves and guides.
3. Control panel: independent insulated control panel to facilitate all types of instruments, controls and regulators.
4. Adjustable air inlet.

#### Technical Properties.

5. Excellent thermal qualities of the insulation has the optimum performance according to heater capacity and power consumption, with minimal external temperature loss.
  6. Independent heating chamber for the heating elements to obtain an even heat distribution and rapid temperature equilibrium and stabilization.
- Fan assisted convection models have a turbo fan. All incubators for bacteriology and cell culture have a second inner door of tempered glass.**

#### Technology from J. P. Selecta:

7. Adjustable guide and shelf positions.
8. Double seal around the chamber to provide a gentle but effective seal.
9. Floating spring door that adjusts the pressure and absorbs the thermal expansion.
10. Adjustable door pressure system closure. Internal tempered glass door.

### NOTE:

For all models, the values for stability and homogeneity shown are based on temperature conditions with the ventilation closed. The optimum homogenization of temperature within the chamber is based on a reasonable load that does not surpass more than 70 % of the volume of the chamber. The graphic results shown for temperature for each model are based on the above criteria.



## CONTROL PANELS

### Models with digital LED.

1. Main switch.
2. Regulator with digital double temperature display and programmable timer.
3. Security thermostat.



### Models with 4.3 inches TFT touch screen.


1. Main switch.
2. TFT touch screen:
  - Visual audible alarm .
  - Clock calendar.
  - Single or cyclic On / Off programming.
  - Up to 10 work programs.
  - Up to 6 segments per program.
  - Stability time in each segment (from 1 min to 99h) .
  - Alarms and events storage.
  - Probe error detection.
  - Self Diagnostics.
  - Ramps between segments.
  - Network failure detection and saving.
  - Over temperature and low temperature alarms and memorization (date, start time, end time and temperature).
  - Safety thermostat (TS) by software.
  - Mechanic safety thermostat (TS) .
  - Temperature control auto-tuning.
  - Configurable parameters: Date / time, temperature correction , data collection interval, language (English, Spanish and French) , °C / °F selection , over temperature and low temperature limit.
3. RS-232 output.
4. USB output.
5. Security thermostat.



## MODEL SUMMARY TABLE

Models	CONTERM	DIGITHEAT	DIGITRONIC	DRYBIG	INCUBAT	INCUDIGIT	INCUBIG
<b>TYPE</b>	Drying Oven	Drying Oven	Universal	Universal	Bacteriological	Bacteriological	Bacteriological
<b>CONTROL DISPLAY</b>	Digital LED	TFT Touch screen	TFT Touch screen	Digital LCD	Digital LED	TFT Touch screen	TFT Touch screen
<b>AIR CIRCULATION</b>	Convection natural	Convection natural	Fan assisted	Fan assisted	Convection natural	Convection natural	Convection natural

## ACCESSORIES



**200009** 24 hour programmer with continuous on/off cycling up to every 15 minutes. Suitable for CONTERM and INCUBAT.



# DRYING AND STERILIZATION OVENS

PREMIER  
SERIE



## Drying and sterilization ovens "Conterm"

NATURAL CONVECTION.  
TEMPERATURE THERMOSTAT CONTROL WITH DIGITAL THERMOMETER.  
FOR ADJUSTABLE TEMPERATURES FROM 40 °C UP TO 250 °C.  
STABILITY:  $\pm 0.5$  °C UP TO 150 °C. HOMOGENEITY:  $\pm 1.5$  °C UP TO 150 °C.

### SAFETY:

STANDARD EN.61010. INCORPORATED FIXED OVER TEMPERATURE DEVICE .  
STANDARD DIN 12880. (CLASS 2 AND 3.1) SAFETY THERMOSTAT CONTROLLER FITTED.

FEATURES, CONTROL PANEL, SAFETY, STANDARD AND ACCESSORIES (see pages 138 and 139).



Models Conterm, Part No. 2000250, 2000251 and 2000253.



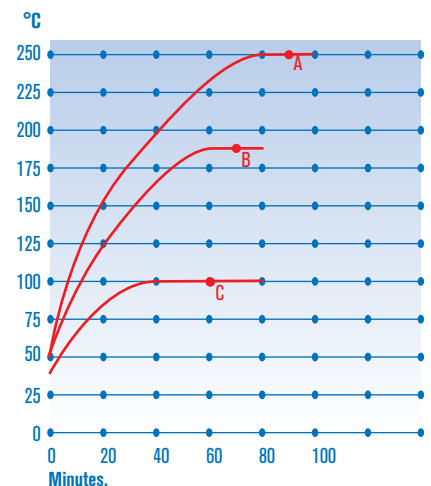
Model Conterm type Poupinel, Part No. 2000252 and 2000254.

### STANDARD EQUIPMENT

2 shelves and 4 shelf guides.

### MODELS

Part No.	Capacity litres	Height / Width / Depth (interior) cm			Height / Width / Depth (exterior) cm			Shelf Positions	Power W	Weight Kg
2000250	19	30	25	25	50	60	44	5	580	27
2000251	36	40	30	30	60	65	49	7	870	35
2000252	52	33	47	33	53	82	52	5	980	44
2000253	80	50	40	40	70	74	59	8	1150	54
2000254	150	50	60	50	70	95	68	8	1900	76



Performance graph of temperature and time.

A. Set at 250 °C: 1 h 30'.

B. Set at 180 °C: 1 h 12'.

C. Set at 100 °C: 1 h.

### ACCESSORIES

Accessorie must be installed in the factory.



**200009** 24 hour programmer with continuous on/off cycling up to every 15 minutes.

### SPARES

Shelves and guides.

Oven Part No.	2000250	2000251	2000252	2000253	2000254
<b>Guides set (2 units)</b>	<b>2000011</b>	<b>2000012</b>	<b>2000012</b>	<b>2000013</b>	<b>2000015</b>
<b>Shelves</b>	<b>2000021</b>	<b>2000022</b>	<b>2000024</b>	<b>2000023</b>	<b>2000025</b>

Each shelf requires two guides (one set).



## Drying and sterilization ovens "Digitheat-TFT"

NATURAL CONVECTION.  
 MICROPROCESSOR CONTROL WITH TFT TOUCH SCREEN.  
 ADJUSTABLE TEMPERATURE FROM AMBIENT +5 °C UP TO 250 °C.  
 STABILITY:  $\pm 0.3$  °C, UP TO 150 °C. HOMOGENEITY:  $\pm 1$  °C, UP TO 150 °C.  
 SET ERROR:  $\pm 2$  % OF THE WORKING TEMPERATURE. RESOLUTION: 1 °C.

PREMIER  
 SERIE



NEW  
 DESIGN

### SAFETY:

STANDARD EN.61010. INCORPORATED FIXED OVER TEMPERATURE DEVICE .  
 STANDARD DIN 12880. (CLASE 2 AND 3.1)CONTROLLABLE SAFETY THERMOSTAT FITTED.

*Reaches working temperature with minimum delay*

FEATURES, CONTROL PANEL, SAFETY, STANDARD AND ACCESSORIES (see pages 138 and 139).



Model Digitheat type Poupinel,  
 Part No. 2001253 and 2001255.



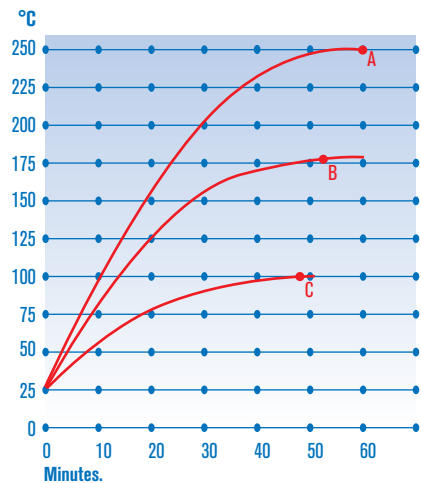
Model Digitheat, Part No. 2001251, 2001252 and 2001254.

### STANDARD EQUIPMENT

2 shelves and 4 shelf guides.

### MODELS

Part No.	Capacity litres	Height / Width / Depth (interior) cm			Height / Width / Depth (exterior) cm			Shelf Positions	Power W	Weight Kg
2001251	19	30	25	25	50	60	44	5	600	24
2001252	36	40	30	30	60	65	49	7	900	35
2001253	52	33	47	33	53	82	52	5	1000	44
2001254	80	50	40	40	70	74	59	8	1200	59
2001255	150	50	60	50	70	95	68	8	2100	73



Performance graph of temperature and time.

- A. Set at 250 °C: 60'.
- B. Set at 180 °C: 54'.
- C. Set at 100 °C: 48'.

### SPARES

Shelves and guides.

Oven Part No.	2001251	2001252	2001253	2001254	2001255
Guides set (2 units)	2000011	2000012	2000012	2000013	2000015
Shelves	2000021	2000022	2000024	2000023	2000025

Each shelf requires two guides (one set).





## Universal precision ovens "Digitronic-TFT"

FAN ASSISTED CIRCULATION.

BACTERIOLOGICAL ASSAYS, DRYING PROCESSES AND STERILIZATION.

MICROPROCESSOR CONTROL WITH TFT TOUCH SCREEN.

ADJUSTABLE TEMPERATURES FROM AMBIENT +5 °C UP TO 250 °C.

STABILITY: ±0.3 °C, UP TO 100 °C. HOMOGENEITY: ±1 °C, UP TO 100 °C. GLASS DOOR ±2 UP TO 100 °C.

SET ERROR: ±2% OF THE WORKING TEMPERATURE. RESOLUTION: 1 °C.

UP TO 6 PROGRAMMABLE TEMPERATURE STEPS

PREMIER  
SERIE



### SAFETY:

EN.61012 STANDARD OVER TEMPERATURE SAFETY CUT OUT FITTED.


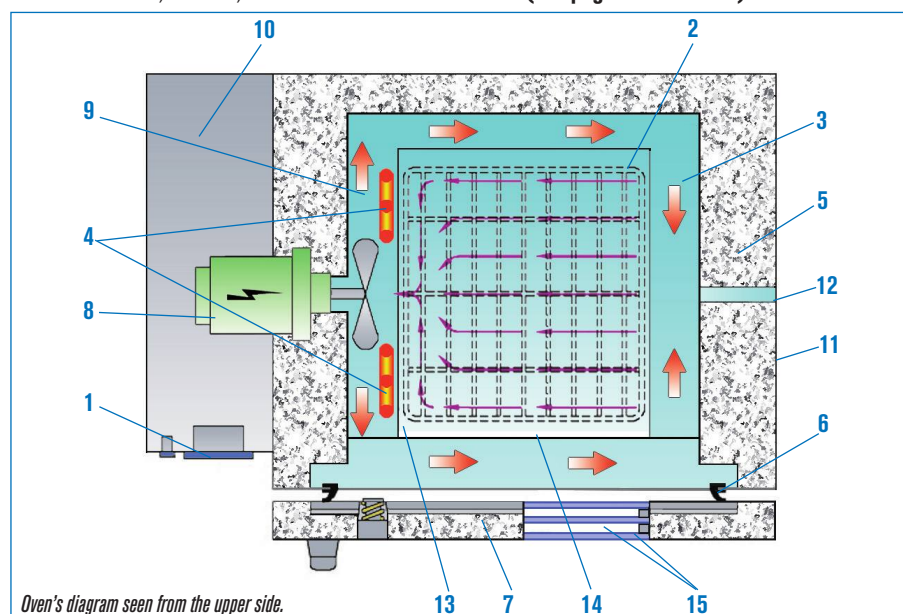
ADJUSTABLE OVER TEMPERATURE SAFETY THERMOSTAT DIN 12880. (CLASS 2 AND 3.1) FITTED.

**Multipurpose oven. Fast response and recuperation of temperature.**

### FEATURES

1. TFT touch screen.
2. Inner chamber made of AISI 304 stainless steel.
3. Pre-mixing chamber made of AISI 304 stainless steel.
4. Homogeneously distributed shielded heating elements with complete air circulation throughout.
5. Low external temperature due to excellent thermal insulation.
6. Flexible silicon door gasket around the entrance of the chamber.
7. Excellent door seal due to the floating inner door that adjusts and absorbs the thermal expansion.
8. Turbo fan made of AISI 304 stainless steel that makes to circulate the air at the working temperature.
9. Diagram showing the air flow from the pre-mixing chamber around the heating elements prior to entry to the oven's chamber.
10. Independent insulated control box.
11. Epoxy coated outer case.
12. Ventilator with adjustable outlet (access at the back of the unit).
13. Adjustable height positions for guides and shelves.
14. Shelves made of AISI 304 stainless steel.
15. Toughened double safety glass door for viewing the contents of the oven without having to open the door. (Model dependent).

### CONTROL PANEL, SAFETY, STANDARD AND ACCESSORIES (see pages 138 and 139).



Temperature steps graphic.



Model Digitronic with solid metal door. Part No. 2005163 and 2005167.  
(With toughened glass window door. Part No. 2005164 and 2005168).





Model Digitronic type Poupinel, door with toughened double glass window  
Part No. 2005166 and 2005170.



Model Digitronic type Poupinel,  
Part No. 2005165 and 2005169.

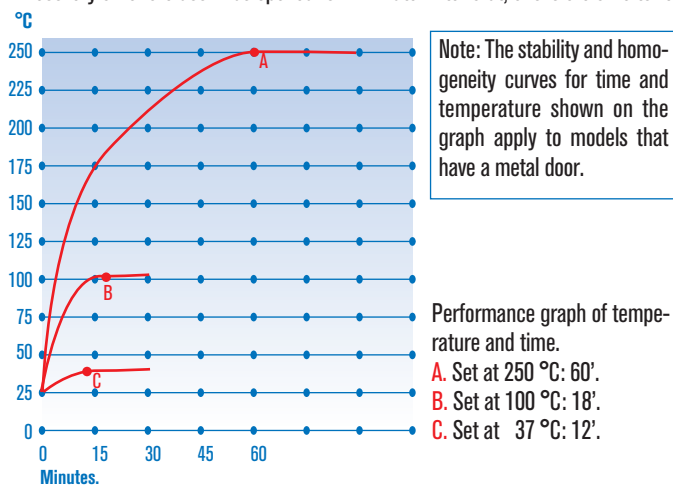
### STANDARD EQUIPMENT

2 shelves and 4 shelf guides.

### MODELS

Part No.	Capacity litres	Door Type	Heating rate to 100 °C minutes	Recovery time* minutes	Complete air exchange per hour	Height / Width / Depth (interior) cm	Height / Width / Depth (exterior) cm	Shelf Positions	Power W	Weight Kg
2005163	33	metal	15	7	16	40 28 30	60 65 55	7	1200	38
2005164	33	glass	15	7	16	40 28 30	60 65 55	7	1200	40
2005165	47	metal	16	7	16	33 45 32	53 81 58	5	1200	46
2005166	47	glass	16	7	16	33 45 32	53 81 58	5	1200	50
2005167	76	metal	17	9	14	50 38 40	70 75 65	8	1600	58
2005168	76	glass	17	9	14	50 38 40	70 75 65	8	1600	64
2005169	145	metal	17	10	12	50 58 50	70 95 72	9	2000	74
2005170	145	glass	17	10	12	50 58 50	70 95 72	9	2000	79

\* Recovery time: the door was opened for 1 minute. After that, this is the time to recover the set temperature to 100 °C.



### SPARES

#### Shelves and guides.

Oven Part No.	2005163	2005165	2005167	2005169
	2005164	2005166	2005168	2005170
<b>Guides (2) (Set)</b>	<b>2000012</b>	<b>2000033</b>	<b>2000013</b>	<b>2000015</b>
<b>Shelves</b>	<b>2000072</b>	<b>2000073</b>	<b>2000074</b>	<b>2000075</b>

Each shelf requires two guides i.e. one set.

### ACCESSORIES



#### Preparation of furnaces for drying moisture saturated samples. (Arids, muds, sands ...)

When adding turbine, the number of renewals of the air inside the furnace per hour multiplies by 10.

**Must be factory installed**

Part No. **2000095**





## Drying and sterilization ovens "Dry-Big"

FAN ASSISTED CIRCULATION.  
 DIGITAL CONTROL AND DISPLAY OF TEMPERATURE AND TIME  
 ADJUSTABLE TEMPERATURES FROM 40 °C UP TO 250 °C  
 STABILITY:  $\pm 0.4$  °C, UP TO 100 °C. HOMOGENEITY:  $\pm 2$  °C, UP TO 100 °C  
 SET ERROR :  $\pm 2.5\%$  OF THE WORKING TEMPERATURE. RESOLUTION: 1 °C

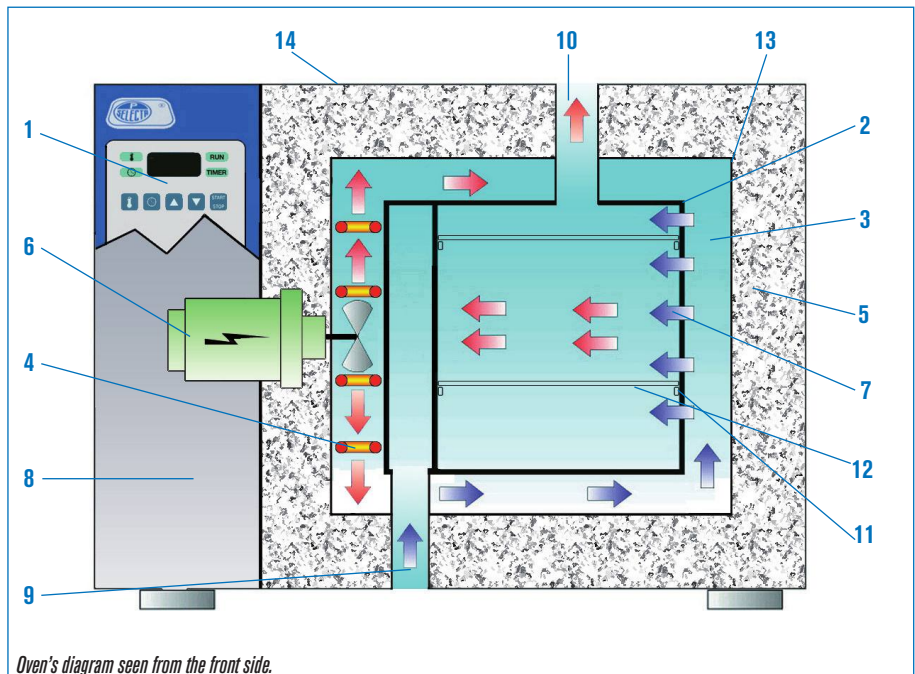


**SAFETY:**  
 STANDARD EN.61010. FIXED OVER TEMPERATURE DEVICE FITTED.  
 STANDARD DIN 12880. (CLASS 2 AND 3.1)ADJUSTABLE SAFETY THERMOSTAT FITTED.

### Fast working and recovery temperature

#### FEATURES

1. Microprocessor controlled with digital display of temperature and time, pre-programmable time start and run time once the set temperature has been achieved through the Pt100 temperature sensor.
2. Inner chamber made of AISI 304 stainless steel.
3. Pre mixing chamber made of AISI 304 stainless steel.
4. Shielded heating elements with complete air circulation, homogeneously distributed throughout.
5. Low external temperature due to excellent thermal insulation.
6. Ventilation fan to force the air to circulate in the oven.
7. Diagram showing the air flow from the premixing chamber round the heating elements to the oven chamber.
8. Independent insulated control box.
9. Air inlet.
10. Ventilator with adjustable outlet of 120 Ø mm.
11. Shelf guides.
12. Shelves made of AISI304 stainless steel.
13. Flexible silicon door gasket around the entrance of the chamber.
14. Epoxy coated outer case.



#### CONTROL PANEL

1. Illuminated mains switch.
2. Temperature mode indicator.
3. Time mode indicator.
4. Display for temperature and time.
5. Operating, Status mode.
6. Delay time state indicator.
7. Push button temperature selector.
8. Push button time selector.
9. Push button "increase" value or parameter.
10. Push button "decrease" value or parameter.
11. Push button Stop/Start.
12. Set temperature.
13. Set run time: time period from 1 minute to 9 hours 59 minutes, or up to 99.9 hours, once the set temperature value has been reached.
14. Set wait time before starting the run, time period from: 1 to 24 hours.
15. RS-232 Interface output to a computer or for printer.
16. Adjustable safety thermostat that overrides the microprocessor in case of failure, with manual reset and indicator lamp.







216 litres model. Part No. 2002961



720 litres model. Part No. 2003741

Part No. 2003743

### STANDARD EQUIPMENT

2 Shelves.

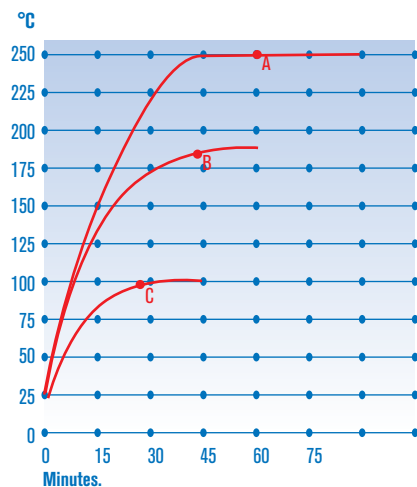
### MODELS

Part No.	Voltage	Capacity litres	Heating rate to reach 100 °C, minutes	Recovery time* minutes	Air exchanges per hour	Height / Width / Depth (interior) cm	Height / Width / Depth (exterior) cm	Number of shelf positions	Power W	Weight Kg
<b>2002961</b>	230 / 400 three phase	216	16	10	12	60 60 60	87 112 84	6	4000	150
<b>2002962</b>	230 single phase									
<b>2002971</b>	230 / 400 three phase	288	18	10	11	80 60 60	107 112 84	8	5000	161
<b>2002972</b>	230 single phase									
<b>DOUBLE DOOR CABINET</b>										
<b>2003721</b>	230 / 400 three phase	400	18	13	6	100 80 50	128 132 74	10	5250	200
<b>2003741</b>	230 / 400 three phase	720	19	13	6	120 100 60	150 152 80	12	6000	264
<b>2003743</b>	380 / 400 three phase	4200	30	13	6	180 175 135	216 231 178	10	11000	1200

Energy saving, three phase units are recommended.

\*Recovery time, the door was opened for 60 seconds, time taken to recover to the set temperature of 100 °C.

Upon request, large capacity equipment can be manufactured.



Performance graph of temperature and time.

A. Set at 250 °C: 1 h 6'.


B. Set at 180 °C: 42'.

C. Set at 100 °C: 24'.

### ACCESSORIES

4.3 inches TFT touch screen. Must be installed in the factory. Information and features. See page 139.

Part No. **2000010**



### SPARES

Shelves.

Oven Part No. 2002961/62 2002971/72 2003721 2003741

Shelves **2000062 2000062 2000063 2000064**



## High temperature oven "Hightemp"

FAN CONVECTION.

DIGITAL CONTROL AND DISPLAY OF TEMPERATURE AND TIME.

ADJUSTABLE TEMPERATURES FROM 60 °C UP TO 400 °C.

STABILITY:  $\pm 1,5$  °C, UP TO 300 °C. HOMOGENEITY:  $\pm 3$  °C, UP TO 300 °C

SET ERROR :  $\pm 2$  % OF THE WORKING TEMPERATURE.

### SAFETY:

STANDARD DIN 12880. ADJUSTABLE OVER TEMPERATURE THERMOSTAT FITTED.

### FEATURE

Digital electronic temperature control. Independent control box chamber thermally insulated.

Shielded heating elements.

Fan circulation motor with thermal cut out, motor operates independently from the heating elements, the motor can be activated during the cooling cycle.

Inner chamber in AISI 310 heat resistant stainless steel with a high tolerance against corrosion and high temperatures.

Fixed position shelf guides.

Ventilation device with adjustable outlet.

Epoxy-coated outer casing.

### STANDARD EQUIPMENT

2 shelves made of AISI 310 stainless steel.

### CONTROL PANEL

Main switch.

Mains indicator lamp.

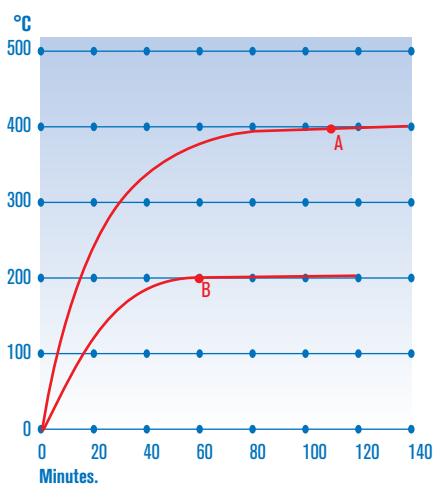
Heater switch.

Heater operation indicator lamp.

Digital electronic temperature control.



Electronic safety thermostat with a K type probe that cuts off power to the heating elements in case of a controller fault. (standard to DIN 12.880 class 2).



Performance graph of temperature and time.

A. Set at 400 °C: 1h 50'.

B. Set at 200 °C: 1h.

**ACCESSORIES.** Shelves made of AISI 310 stainless steel. Part No. **2000071**

### MODEL

Part No.	Voltage	Capacity litres	Height / Width / Depth (interior) cm shelf	Height / Width / Depth (exterior) cm	N° of shelf positions	Power W	Weight Kg
<b>2001406</b>	230 / 400 three phase	80	50 40 40	80 120 61	4	4000	158

### ACCESSORIES

Accessories that must be installed in factory.

Part No.



**2000002** Timer switch 0-120 minutes.

**2000009** 24 hour programmer with continuous on/off cycling up to every 15 minutes.



## Vacuum drying oven "Vaciotem-TV"

DIGITAL TEMPERATURE CONTROL, ELECTRONIC VACUUM PRESSURE DISPLAY AND TIMER.

CONTROLLABLE TEMPERATURE FROM 35 °C TO 200 °C

STABILITY ±1 °C, UP TO 100 °C. HOMOGENEITY ±3 °C, UP TO 100 °C. SET ERROR ±2 °C. RESOLUTION 1 °C.

### SAFETY:

OVER TEMPERATURE CUT OUT FITTED IN ACORDANCE WITH THE EN.61010 STANDARD.  
DIN 12880. STANDARD ADJUSTABLE SAFETY THERMOSTAT FITTED.

### FEATURE

Digital electronic control of: temperature, vacuum pressure and pre-selected programmable timer.

Temperature sensor Pt100

Automatic air inlet at the end of the operation cycle.

Heating element placed evenly around the chamber.

Chamber made of AISI 304 stainless steel.

Trays made of anodised aluminium.

Door with hardened glass window, which sits on to a silicon gasket that absorbs any contractions and expansions that may occur.

Vacuum port with bleed valve.

Air valve at the front.

Vacuum pump connection at the back.

Epoxy covered outer case.

RS-232 Interface output for parameters to a computer or printer.



### CONTROL PANEL

1. RS232 interface.
2. Air inlet.
3. Air inlet valve.
5. Vacuum pressure indicator lamp.
6. Air inlet valve indicator lamp, end of cycle.
7. Running indicator lamp.
8. Under vacuum indicator lamp.
9. Digital vacuum display in mbar.
10. Push button to select vacuum.
11. Push button to select electronic valve at the end of the cycle.
12. Push button to increase value.
13. Push button to decrease value.
14. Push button to STOP/START.
15. Indicator of mode temperature.
16. Indicator of mode time.
17. Indicator of operating.
18. Indicator of mode waiting time.
19. Digital display of temperature or time.

20. Push button to select temperature.
21. Push button to select time.
22. Push button to increase value.
23. Push button to decrease value.
24. Push button to STOP/START.
25. Mains switch.
26. Safety thermostat in operation.

### BACK

27. Air inlet.
28. Pump power connection.
29. Vacuum connection.
30. Adjustable safety thermostat



### MODEL

Part No.	Vacuum Max.	Capacity litres	Ø / Depth (interior) cm	Height / Width / Depth (exterior) cm	Shelves	Power W	Weight Kg
<b>4001490</b>	10 <sup>-2</sup> mm Hg	47	34 52	54 76 70	2	2000	73

Note: To obtain the optimum homogeneity at the set temperature, the load should not surpass more than 70 % of the volume of the chamber.

### SPARE PARTS

Shelves. (2)

Part No. **2000030**





## Vacuum oven "Vaciotem-T"

DIGITAL TEMPERATURE AND TIMER CONTROL.

CONTROLLABLE TEMPERATURE FROM 35 °C TO 200 °C.

STABILITY ±1 °C, UP TO 100 °C. HOMOGENEITY ±2 °C, UP TO 100 °C. SET ERROR ±1 °C. RESOLUTION 1 °C.

### SAFETY:

OVER TEMPERATURE CUT OUT FITTED IN ACORDANCE WITH THE EN.61010 STANDARD.  
DIN 12880. STANDARD ADJUSTABLE SAFETY THERMOSTAT FITTED.

### FEATURE

Digital electronic control of temperature and pre-selected programmable timer.

Running time range: from 1 minute to 9hrs 59 min. or 99.9 hrs.

Pre-program start time, (wait time range): 1 hr to 24 hrs

Temperature sensor Pt100

Heating element placed evenly around the chamber.

Chamber made from AISI 304 stainless steel.

Trays made from anodised aluminium.

Door with hardened glass window, which sits on to a silicon gasket that absorbs any contractions and expansions that may occur.

Vacuum port with bleed valve

Air valve at the front

Vacuum pump connection at the back.

Epoxy covered outer case.

RS-232 Interface output of parameters for a computer or printer.



RS232

### CONTROL PANEL

1. RS 232 connector.
2. Air inlet.
3. Air inlet valve.
4. Vacuum gauge.
15. Temperature mode indicator.
16. Time mode indicator.
17. Operation indicator.
18. Waiting time indicator.
19. Time and temperature digital display.
20. Push button to select temperature.
21. Push button to select time.
22. Push button to increase value.
23. Push button to reduce value.
24. Push button to STOP/START.
25. Mains switch.
26. Safety thermostat indicator lamp.
27. Vacuum pump control switch.

### BACK

28. Vacuum pump power connection.
29. Vacuum connection.
30. Air inlet.
31. Adjustable safety thermostat.



### MODEL

Part No.	Vacuum Max.	Capacity litres	Ø / Depth (interior) cm	Height / Width / Depth (exterior) cm	Shelves	Power W	Weight Kg
<b>4001489</b>	<b>10<sup>-2</sup> mm Hg</b>	<b>47</b>	<b>34 52</b>	<b>54 76 70</b>	<b>2</b>	<b>2000</b>	<b>73</b>

Note: To obtain the optimum homogeneity at the set temperature, the load should not surpass more than 70 % of the volume of the chamber.

### SPARE PARTS

Shelves. (2)

Part No. **2000030**

VACUUM EQUIPMENT ACCESSORIES FOR VACIOTEM-T AND VACIOTEM-TV

**COMECTA Vacuum pump "VACUM-10 Pa"**



ROTARY VEIN PUMP WITH ANTI RETURN VALVE PREVENTS OIL FLOW BACK, SUITABLE FOR GENERAL LABORATORY APPLICATIONS. OVER TEMPERATURE MOTOR PROTECTION CUT-OUT AND MAIN ON/OFF SWITCH. RECOMMENDED FOR THE "VACIOTEM T AND TV" AND THE DESICCATOR "VACUO-TEMP".

**FEATURE**

Heat resistant veins and internal joints  
Aspiration inlet flange: 16 mm Ø.  
High oil volume and forced lubrication.  
Exhaust filter and ballast.

Shock absorber mounted.  
Free from vibrations  
Low noise level (62db).  
Maximum working temperature 40 °C.  
Portable, with lifting handle included.



**MODEL**

Part No.	Pump rate m <sup>3</sup> /h	Vacuum limit mbar	Height / Width / Depth (exterior) cm	r.p.m.	Power W	Weight Kg
<b>5900621</b>	3,6	0.06	27 35 14	1400	180	11



**Heated vacuum desiccator "Vacuo-Temp"**

WITH TEMPERATURE THERMIC LIMITER.  
TIME AND TEMPERATURE DIGITAL ELECTRONIC CONTROL.  
ADJUSTABLE TEMPERATURE FROM AMBIENT +5 °C TO 170 °C.  
STABILITY: ±2 °C. RESOLUTION: 1 °C.  
TIME FROM 1' TO 999', OR CONTINUOUS.

**FEATURES**

AISI 304 stainless steel outer casing.  
Polished aluminium alloy flat surface plate with an effective vacuum seal.  
Tempered glass bell jar with silicon gasket seal.  
Shielded heating element.  
Pt 100 temperature probe.  
Vacuum pump connection at the back of the unit.  
Vacuum bleed valve.

**CONTROL PANEL**

Main switch.  
Analogue vacuum gauge.  
Digital time & temperature display.  
Overheating alarm.  
Visualized parameter indicator.  
Push button for the visualized parameter.  
Push button to increase the parameter.  
Push button to decrease the parameter.  
Button On-Off.



**MODEL**

Part No.	Vacuum Max	Usable volume litres	Ø heating plate cm	Height / Width / Depth (exterior) cm	Power W	Weight Kg
<b>4000474</b>	10 <sup>-2</sup> mm Hg	3	23.5	17 28 34	540	9

Supplied complete with bell jar and silicon seal.

**SPARES**

Tempered glass bell 15 cm high and 23 cm Ø.  
Part No. **4000475**  
Silicon seal. Part No. **4000476**



**Desiccator for materials**

WITH HYDROMETER CONTROL.

**APPLICATIONS**

Cabinet with protection against humidity and dust for anhydrous, biological and chemical preservation of samples.

**FEATURE**

Made of robust transparent 12mm thick methacrylate.  
The door has a silicon seal and magnetic catch.  
Volume: 55 Litres.  
Dimensions 50 cm high x 38 cm wide x 29 cm deep.  
Supplied complete with three perforated shelves and a stainless steel AISI 304 tray to hold desiccating material.  
Part No. **1001403**





# BACTERIOLOGICAL INCUBATORS

PREMIER  
SERIE

## Bacteriological incubators "Incubat"

NATURAL CONVECTION.  
TEMPERATURE THERMOSTAT CONTROL WITH DIGITAL THERMOMETER.  
ADJUSTABLE TEMPERATURES FROM AMBIENT +5 °C UP TO 80 °C.  
STABILITY: ±0.1 °C, UP TO 37 °C. HOMOGENEITY: ±0.5 °C, UP TO 37 °C  
INTERNAL GLASS DOOR.



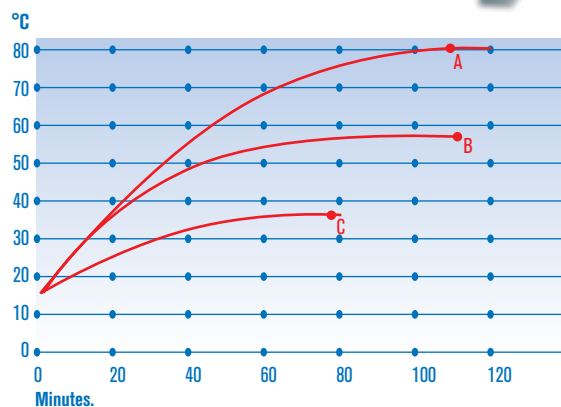
FEATURES, CONTROL PANEL, STANDARD AND ACCESSORIES (see pages 138 and 139).

### SAFETY:

OVER TEMPERATURE CUT OUT INCORPORATED ACCORDING TO THE EN.61010 STANDARD.  
ADJUSTABLE SAFETY THERMOSTAT DIN 12880. FITTED.



Horizontal model. Part No. 2001615



Performance graph of temperature and time.

- A. Set at 80 °C: 1 h 54'.
- B. Set at 56 °C: 1 h 46'.
- C. Set at 37 °C: 1 h 18'.

### STANDARD EQUIPMENT

2 shelves and 4 shelf guides.

### MODELS

Part No.	Capacity litres	Height / Width / Depth (interior) cm			Height / Width / Depth (exterior) cm			Shelves positions	Power W	Weight Kg
2000260	19	30	25	25	51	57	49	5	165	26
2000261	36	40	30	30	60	62	54	7	245	36
2000262	52	33	47	33	53	79	57	5	275	46
2000263	80	50	40	40	70	72	74	8	325	54
2000264	150	50	60	50	70	92	74	8	545	78

### SPARES

Shelves and guides.

Oven Part No.	2000260	2000261	2000262	2000263	2000264
Set guides (2 units)	2000011	2000012	2000012	2000013	2000015
Shelves	2000021	2000022	2000024	2000023	2000025

Each shelf requires two guides (one set).

### ACCESSORIES

Accessorie must be factory installed.



Part No. **2000009** 24 hour programmer with continuous on/off cycling up to every 15 minutes.





## Digital bacteriological incubators "Incudigit-TFT"

NATURAL CONVECTION.  
 DIGITAL CONTROL AND DISPLAY OF TEMPERATURE AND TIME.  
 ADJUSTABLE TEMPERATURE FROM AMBIENT +5 °C UP TO 80 °C.  
 STABILITY:  $\pm 0.1$  °C, UP TO 37 °C. HOMOGENEITY:  $\pm 0.5$  °C, UP TO 37 °C.  
 SET ERROR:  $\pm 2\%$  OF THE WORKING TEMPERATURE, RESOLUTION 0.1 °C  
 INTERNAL TEMPERED GLASS DOOR.  
 DOUBLE CHAMBER, MINIMUM RISK OF SAMPLE CONTAMINATION.  
 INSIDE WITHOUT OPENINGS AND WITH ROUNDED CORNERS. EASY TO CLEAN.

PREMIER  
 SERIE



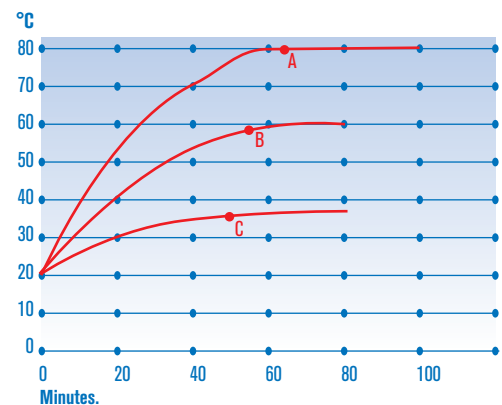
FEATURES, CONTROL PANEL AND STANDARDS (see pages 138 and 139).

### SAFETY:

OVER TEMPERATURE CUT OUT INCORPORATED ACCORDING TO THE EN.61010 STANDARD.  
 ADJUSTABLE SAFETY THERMOSTAT DIN 12880. FITTED.



Horizontal model. Part No. 2001263



Performance graph of temperature and time.

A. Set at 80 °C: 1 h 12'.

B. Set at 56 °C: 54'.

C. Set at 37 °C: 48'.

### STANDARD EQUIPMENT

2 shelves and 4 shelf guides.

### MODELS

Part No.	Capacity litres	Height / Width / Depth (interior) cm			Height / Width / Depth (exterior) cm			Shelves positions	Power W	Weight Kg
2001261	19	30	25	25	51	57	49	5	170	26
2001262	36	40	30	30	60	62	54	5	225	36
2001263	52	33	47	33	53	79	57	5	275	46
2001264	80	50	40	40	70	72	64	8	300	54
2001265	150	50	60	50	70	92	74	8	525	75

### SPARES

Shelves and guides.

Oven Part No.	2001261	2001262	2001263	2001264	2001265
Guides (2) (Set)	2000011	2000012	2000012	2000013	2000015
Shelves	2000021	2000022	2000024	2000023	2000025

Each self requires two guides i.e. one set.



## Incubators for bacteriology and cell culture “Incubig-TFT”

NATURAL CONVECTION.  
 MICROPROCESSOR CONTROL AND DIGITAL DISPLAY OF TEMPERATURE AND TIME.  
 ADJUSTABLE TEMPERATURE FROM AMBIENT +5 °C TO 80 °C.  
 STABILITY:  $\pm 0.2$  °C, UP TO 37 °C. HOMOGENEITY:  $\pm 0.7$  °C, UP TO 37 °C.  
 SET ERROR:  $\pm 2\%$  OF THE WORKING TEMPERATURE, RESOLUTION 0.1 °C  
 INTERNAL TEMPERED GLASS DOOR.

PREMIER  
 SERIE



### SAFETY:

STANDARD EN.61010 OVER TEMPERATURE CUT OUT FITTED.  
 STANDARD DIN 12880. ADJUSTABLE SAFETY THERMOSTAT FITTED.

## Capacities up to 720 litres

### FEATURE

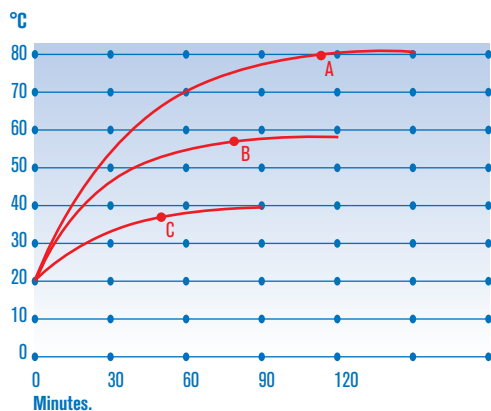
Microprocessor control and 4.3 inches TFT touch screen display.  
 Large surface area heating elements.  
 Inner chamber made of AISI 304 stainless steel.  
 Double door, interior door of tempered glass that allows the user to see the contents of the chamber without opening the door.  
 Adjustable air vent.  
 Epoxy covered external case.

### STANDARD EQUIPMENT

For Part No. 2000238, 2 shelves and 4 shelf guides.  
 For Part No. 2000239 and 2000240, 2 shelves.



Model Part No. 2000238.



Performance graph of temperature and time.

- A. Set at 80 °C: 1 h 45'.
- B. Set at 56 °C: 1 h 10'.
- C. Set at 37 °C: 54'.

Note: To obtain the optimum homogeneity at the set temperature, the load should not surpass more than 70 % of the volume of the chamber.



Models Part No. 2000239 and 2000240.

## CONTROL PANEL

### 4.3 inches TFT touch screen models:

1. Main switch.
2. TFT touch screen:  
Visual audible alarm.  
Clock calendar.  
On / Off programming.  
Up to 10 work programs.  
Up to 6 segments per program.  
Stability time in each segment (from 1 min to 99h) .  
Alarms and events storage.  
Probe error detection.  
Self Diagnostics.  
Ramps between segments.  
Network failure detection and saving.

Over temperature and low temperature alarms and memorization (date, start time, end time and temperature).

Safety thermostat (TS) by software.  
Mechanic safety thermostat (TS) .  
USB and RS -232 output.  
Temperature control auto-tuning.  
Configurable parameters: Date / time, temperature correction , data collection interval, language (English, Spanish and French) , °C / °F selection , over temperature and low temperature limit.

3. RS-232 output.
4. USB output.
5. Security thermostat.



## MODELS

Part No.	Type	Capacity litres	Height / Width / Depth (interior) cm			Height / Width / Depth (exterior) cm			N° of shelf guides	Power W	Weight Kg
2000238	1 door	288	80	60	60	97	91	76	8	570	87
2000239	2 door	400	100	80	50	130	114	75	10	1100	160
2000240	2 door	720	120	100	60	152	134	85	12	1600	225

## SPARES

Shelves and guides.

Oven Part No.	2000238	2000239	2000240
Shelves	2002372	2000063	2000064
Guides (2) (Set)	2002371	-	-

Each self requires two guides i.e. one set.



## Incubator for Petri capsules

NATURAL CONVECTION.

MICROPROCESSOR REGULATION AND TEMPERATURE DIGITAL CONTROL.

FOR ADJUSTABLE TEMPERATURES FROM AMBIENT +5°C TO 60°C.

STABILITY: ±0,1°C TO 37°C. HOMOGENEITY: ±0,1°C TO 37 °C. SETPOINT ERROR: ±0,1°C. RESOLUTION: 0,1°C.

*Small size. Culture visual control. Transportable.*

## APPLICATIONS

Specially designed for bacteria and fungi cultures in Petri capsules at the same temperature of human body.

## FEATURES

Culture surface 320 x 220 mm (Inner height: 20mm)

Culture visual monitoring.

Transparent cover.

Easy access to samples.

**Approximate capacity:** (single level) (mm)

15 Petri capsules of Ø55.

10 Petri capsules of Ø80.

7 Petri capsules of Ø90.

6 Petri capsules of Ø100.

3 Petri capsules of 120x120.

2 Petri capsules of Ø140.

## MODEL

Part No.	Margin T° °C	Height / Width / Depth (Exterior) cm			Height / Width / Depth (interior) cm			Power W.	Weight Kg
4002629	Amb +5 to 60	9	45	24	2	32	22	200	3.5







## Cooled low temperature incubator "Prebatem-TFT"

FORCED AIR FAN CIRCULATION.  
 MICROPROCESSOR CONTROLLED WITH DIGITAL DISPLAY  
 ADJUSTABLE TEMPERATURES FROM 5 °C UP TO 60 °C. RESOLUTION 0.1 °C  
 SEMICONDUCTOR HEATING AND COOLING SYSTEM.  
 QUIET-STABLE - FREE FROM VIBRATIONS - VERY ACCURATE - LOW POWER CONSUMPTION.  
 INNER TEMPERED GLASS DOOR.  
 UP TO 10 PROGRAMMABLE TEMPERATURE PROFILES

PREMIER  
 SERIE



**SAFETY: CONFORMS TO THE DIN 50011 STANDARD FOR TEMPERATURE STABILITY AND HOMOGENEITY.  
 CONFORMS TO THE DIN 12880. STANDARD ADJUSTABLE SAFETY THERMOSTAT FITTED.**

**Leading edge technology, Peltier effect. No compressor.**

### APPLICATIONS

Biotechnology, Bacteriology, Plasma fractionation, Biology, Enzymatic test, Research, Serum studies, metrology, Botany, Phytopharmacy, Cosmetics, Water analysis and Agricultural research, feeding, new techniques for protein crystallization.

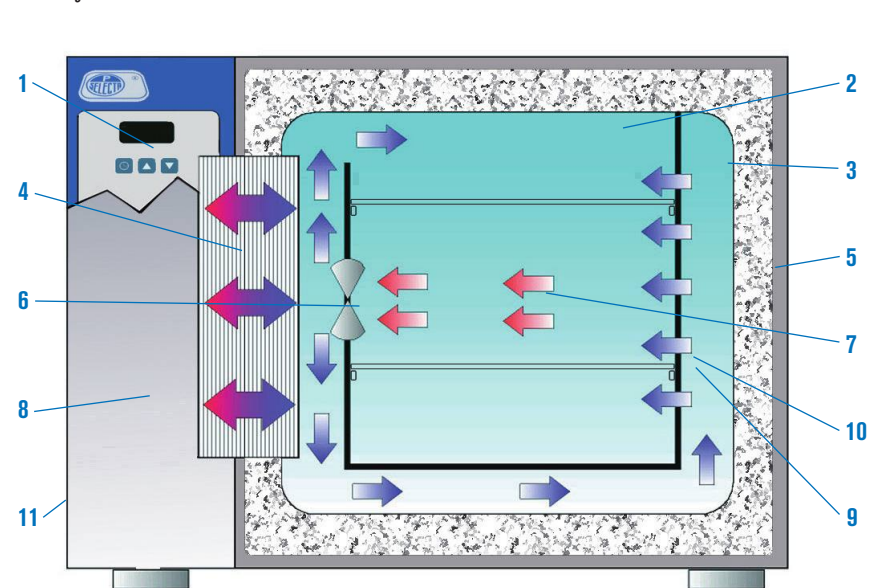
### FEATURE

- 1 .4.3 inches TFT touch screen.
2. Inner chamber and elements made of AISI 304 stainless steel.
3. Premixing temperature chamber.
4. Semiconductor- static radiator for heating and cooling.
5. Excellent thermal insulation within the chamber.
6. Turbo fan to make the air circulate.
7. Diagram showing the homogeneous air flow from the premixing chamber of the semiconductor cooling / heating system.
8. Independent insulated control box .
9. Support rack for trays.
10. Shelves of AISI 304 stainless steel.
11. Epoxy coated outer case.

### PERFORMANCE

	Specification	
	at 10 °C	at 37 °C
Stability	±0.1 °C	±0.1 °C
Homogeneity	±0.3 °C	±0.2 °C
Set error	±0.4 °C	±0.2 °C

Oven's diagram seen from the front side.




Forced air passes through the heat exchanger chamber prior to entering the main cabinet chamber.

Cross section of the circulation of air maintaining the temperature in the cabinet below ambient by the use of an electronic heat exchanger rather than a compressor.

### CONTROL PANEL

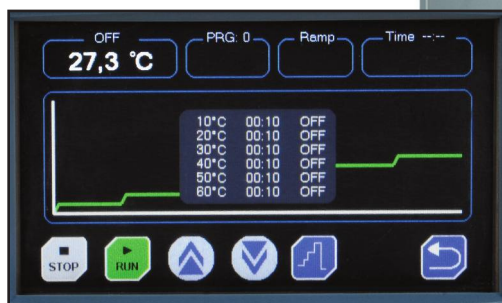
1. Main switch.
2. TFT touch screen:  
Visual audible alarm.  
Clock calendar.  
Cycle start planning  
Single or cyclic On / Off programming.  
Up to 10 work programs.  
Up to 6 segments per program.  
Stability time in each segment (from 1 min to 99h) .  
Alarms and events storage.  
Probe error detection.  
Self Diagnostics.  
Adjustable ramp between segments.  
Network failure detection and saving.  
Over temperature and low temperature alarms and me-

3. USB output.
4. Security thermostat.
5. Ethernet output para for LAN connection.
6. Serial output for pc connection.



### CONTROL PANEL

- Main switch.
- Mains indicator lamp.
- 4.3" Color TFT touch screen.
- Adjustable safety thermostat.



Graph of temperature profiles

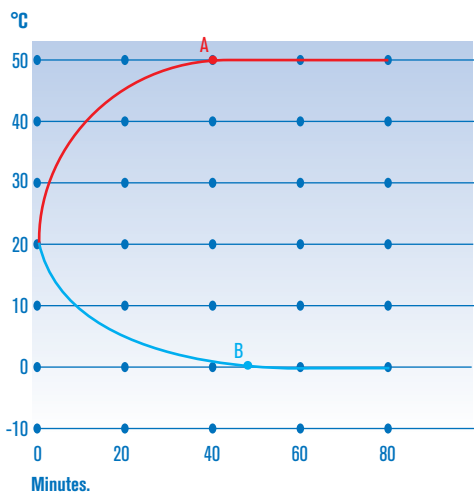


### STANDARD EQUIPMENT

2 shelves and 4 shelf guides.

### MODELS

Part No.	Capacity litres	Height / Width / Depth (interior) cm			Height / Width / Depth (exterior) cm			Shelf guides	Power consumption W/hr.		Power W	Weight Kg
									at 5 °C	at 40 °C		
2000963	36	40	30	30	60	65	49	7	70	50	310	54
2000964	80	50	40	40	70	75	59	8	75	55	310	73
2000965	150	50	60	50	70	95	68	8	90	60	310	94



Performance graph of temperature and time.

- A. Set at 50 °C: 40'.
- B. Set at 0 °C: 48'.

### SPARES

Shelves and guides.

Oven Part No.	2000963	2000964	2000965
<b>Guides (2) (Set)</b>	<b>2000012</b>	<b>2000013</b>	<b>2000015</b>
<b>Shelves</b>	<b>2000022</b>	<b>2000023</b>	<b>2000025</b>

Each self requires two guides i.e. one set.

Note: To obtain the optimum homogeneity at the set temperature, the load should not surpass more than 70 % of the volume of the chamber.





## Incubation chamber "Boxcult"

FAN CONVECTION.

ADJUSTABLE TEMPERATURES FROM AMBIENT +5 °C UP TO 57 °C.

STABILITY: ±0.25 °C, UP TO 37 °C HOMOGENEITY: ±1 °C, UP TO 37 °C.

SET ERROR: ±2 % OF THE WORKING TEMPERATURE. RESOLUTION 0.1 °C.

### SAFETY:

SAFETY STANDARD EN 61010. OVER TEMPERATURE SAFETY THERMOSTAT FITTED.

### FEATURE

Made of transparent methacrylate that allows the user to see inside the incubator during operation. To facilitate the access to the working area the unit has a wide front door, and a removable base made of AISI 304 stainless steel. The fan convection circulation system ensures an even and rapid recovery of temperature.

A 30 mm Ø port at the rear can be used to connect power to apparatus inside the chamber.

Supplied as accessories, the removable base allows the Boxcult to be mounted on the "Rotabit" reciprocal / orbital shaker. (described in the stirrer section.)

The metallic top of the chamber includes the heating elements, air circulation fan and temperature control.

### CONTROL PANEL

Main switch.

Digital electronic temperature control.



Incubation chamber "Boxcult" Part No. 3000957 with base Part No.3001172 and support rack with two shelves Part No. 1000973. Supplied as accessories.

### MODEL

Part No.	Capacity litres	Height / Width / Depth (interior) cm			Height / Width / Depth (exterior) cm			Power W	Weight Kg
<b>3000957</b>	110	50	47	47	61	51	51	220	18

Supplied without bottom base, or stainless steel rack and shelves.



Orbital & shaker stirrer "Rotabit" part number 3000974 with incubation chamber "Boxcult"

For an easy handling, all control devices are outside the chamber enclosure

### ACCESSORIES

**Removable bottom base** made of AISI 304 stainless steel. Part No. **3001172**

**Stainless steel rack** with 4 shelves positions, each one separated by 9 cm. Comes complete with 2 removable shelves. Useful dim. 43 cm long and 41 cm wide. Part No. **1000973**





## CO<sub>2</sub> Incubators for anaerobic cell and tissue cultures "Incubator CO<sub>2</sub>"

MICROPROCESSOR CONTROL WITH DIGITAL DISPLAY OF TEMPERATURE AND CO<sub>2</sub>.

ADJUSTABLE TEMPERATURES FROM AMBIENT +5 °C TO 50 °C

STABILITY: ±0.2 °C, UP TO 37 °C. HOMOGENEITY: ±0.5 °C, UP TO 37°C. RESOLUTION: 0.1 °C.

ALARM RANGE: FROM AMBIENT+5 °C TO 50 °C. RESOLUTION: 0.1 °C.

CO<sub>2</sub> RANGE: FROM 0 TO 20%. STABILITY: ±0.3%. RESOLUTION: 0.1%



### SAFETY:

STANDARD DIN 12880. DOUBLE INDEPENDENT OVER TEMPERATURE SAFETY THERMOSTAT.  
CO<sub>2</sub> DEVIATION FROM SET VALUE. OPEN DOOR INDICATOR, ELECTRICAL FAULT INDICATOR. LOW CO<sub>2</sub> PRESSURE.

### Infrared CO<sub>2</sub> sensor

### Chamber sterilization function

#### FEATURE

External case of steel coated with epoxy with insulated chamber.

The chamber is made of stainless steel with removable shelf supports and easy clean system.

Two doors; one interior of tempered glass with silicon gasket and a heated external steel door with magnetic seal to prevent condensation on the glass door.

Smooth door action, to prevent jolts or vibrations disturbing the contents of the incubator.

The CO<sub>2</sub> input is by a metal tube of 6 mm Ø x 4 mm at the back of the unit.

RS-232 Interface output for a computer or printer.

#### CONTROL SYSTEM

Digital electronic control of temperature and CO<sub>2</sub>, by a single multilevel control button and LCD screen, that controls all functions within the chamber.

#### HUMIDITY CONTROL

The humidity level within the chamber is at a constant 98% RH level, that is produced directly by water evaporation previously introduced at the bottom of the chamber.



#### CONTROL PANEL

1. Visual alarm indicator.
2. LCD display of all parameters.
3. Button single control of multilevel functions.
4. Printer (Optional)
5. Main On switch.

#### MODEL

Part No.	Capacity litres	Height/Width/Depth (interior) cm	Height/Width/Depth (exterior) cm	Shelf guide positions	Power W	Weight Kg
<b>4002628</b>	150	65 50 46	95 65 73	9	1100*	110

Comes with two shelves.

\* 2025 W In sterilization mode.

#### ACCESSORIES

**Printer: temperature, CO<sub>2</sub>, time and status.**

(Needs to be factory fitted.)

Part No. **4001676**



**Fyrite CO<sub>2</sub> analyser.**

Monitor for checking the CO<sub>2</sub> % concentration. The unit has a graduated scale of 0 to 20 %. Reagent valid for 300 analysis. Should not be used with explosive gasses.

Part No. **4000632**

Reagent flask 64 ml. Part No. **4000635**

**ADDITIONAL** Shelves stainless steel. Part No. **1001675**



# PRECISE COOLED INCUBATORS HOTCOLD



HOTCOLD S  
HOTCOLD UC  
HOTCOLD F-J

CONTROLLABLE TEMPERATURES FROM +5 °C TO 65 °C  
CONTROLLABLE TEMPERATURES FROM -10 °C TO 65 °C  
CONTROLLABLE TEMPERATURES FROM 6 °C TO 20 °C (WITH HUMIDITY)

**SAFETY:**  
DIN STANDARD 12880.2  
SAFETY THERMOSTAT FITTED THAT DISCONNECTS POWER TO THE HEATER IF THE CONTROLLER FAILS. MANUAL RESET.

## APPLICATIONS

Enzymatic tests, serum and plasma fractions BOD tests, cosmetics, botany, pharmacy, industry, agriculture, bacteriology, biotechnology and research.



## Refrigerated cabinet "Hotcold S"

FORCED AIR CIRCULATION.  
DIGITAL ELECTRONIC CONTROL OF TEMPERATURE AND TIME,  
ADJUSTABLE FROM +5 °C TO 65 °C.  
STABILITY ±0.1 °C, UP TO 20 °C. HOMOGENEITY ±0.5 °C, UP TO 20 °C. SET ERROR ±2 °C.  
RESOLUTION 0.1 °C.



## FEATURES


Epoxy coated external case. Interior AISI304 stainless steel. Door with double glazed glass to maintain internal temperature. Illumination switch with internal fluorescent light. Side port for the introduction of external cables probes and tubes etc. Cooling gas R134a. 4 wheels with brake.

## CONTROL SYSTEM

Electronic digital controller for temperature and time. Timer and off programmable from 1' to 99 hrs 59'. Programmable defrost. High and low temperature alarm. Temperature calibration.

## CONTROL PANEL

1. Display for temperature / time.
2. Temperature indicator.
3. Time indicator.
4. Alarm indicator.
5. Heater functioning indicator.
6. Push button for set temperature.
7. Push button for set time.
8. Mains switch.
9. Push button to increase value.
10. Push button to decrease value.
11. Push button to confirm value.



## SPARES

Part No.  
**1001619** Guides (2) (Set).  
**1001620** Shelves.



*Optimum temperature homogenization can be achieved with an even load distribution of up to 70% unit volume.*

## STANDARD EQUIPMENT

2 shelves and 4 shelf guides.

## MODEL

HOTCOLD	Part No.	Range °C	Capacity litres	Height / Width / Depth (interior) cm	Height / Width / Depth (exterior) cm	Number of shelves	Motor HP	Power W	Weight Kg
S	<b>2101618</b>	+5 +65	160	65 50 43	128 63 63	10	3/8	400	70



## Precise refrigerated cabinet "Hotcold UC"

FORCED AIR CIRCULATION.  
DIGITAL ELECTRONIC CONTROL OF TEMPERATURE AND TIME.  
HOTCOLD UC ADJUSTABLE TEMPERATURE FROM -10 °C TO 65 °C.



### SAFETY:

DIN STANDARD 12880.2 SAFETY THERMOSTAT FITTED THAT DISCONNECTS POWER TO THE HEATER IF THE CONTROLLER FAILS. MANUAL RESET.

### PRECISION TABLE

STABILITY . . . . . ±0.5 °C, UP TO 20 °C  
HOMOGENEITY . . . . . ±1 °C, UP TO 20 °C  
SET ERROR . . . . . ±1 °C  
RESOLUTION . . . . . 0.1 °C



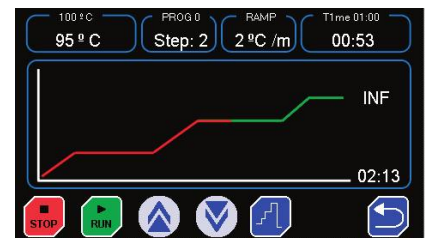
### FEATURES

- Exterior case, door and interior made from AISI 304 stainless steel.
- Steel shelves, PVC laminated.
- Door with lock and easy to replace gasket, with automatic return mechanism and manual lockout.
- Hermetically sealed compressor with anti vibration mounts with fan forced evaporation unit with ventilated condenser.
- Homogeneous internal temperature by forced circulating air.
- Supports for shelves adjustable in height
- Integrated interior light.
- Adjustable front footrest.
- Refrigerant R404a.
- Side hole for entry and exit connections.
- Two safety power sockets.
- Two external ports protected by magnetothermic for external connections.
- Download records in USB memory.
- Automatic defrosting function.
- Indoor air circulation for a correct homogenization of the temperature.
- Graphic visualization of the program.
- Supplied with wheels.

### CONTROL PANEL

Model with 4.3 inches TFT touch screen.

- Main switch.
- TFT touch screen:
- Visual alarm .
- Clock calendar.
- Single or cyclic On / Off programming.
- Up to 10 work programs.
- Up to 6 segments per program.
- Stability time in each segment (from 1 min to 99h) .
- Alarms and events storage.
- Probe error detection.
- Self Diagnostics.
- Network failure detection and saving.
- Over temperature and low temperature alarms and memorization (date, start time, end time and temperature).
- Safety thermostat (TS) by software.
- Mechanic safety thermostat (TS) .
- Temperature control auto-tuning.
- Configurable parameters: Date / time, temperature correction , data collection interval, language (English, Spanish and French) , °C / °F selection , over temperature and low temperature limit.



### MODELS

HOTCOLD	Part No.	Range °C	Capacity litres	Height / Width / Depth (interior) cm	Height / Width / Depth (exterior) cm	Door	Included shelves	Power W	Weight Kg
UC	2101515	-10 +65	670	154 61 63	213 73 84	Metallic	3	520	120

They are supplied with 3 steel trays, plasticized in PVC.

NOTE: the HOTCOLD has internal power sockets that allows the use of a non-heating mixer shaker or stirrer or equipment for BOD assays to be powered internally. Alternatively power cables can be fed through external ports at each side of the unit. See chapter Mixers stirrers and shakers.

### SPARES

Tray + 2 guides. Part No. 1001858





# Refrigerated ovens with fixed humidity Hotcold Humidity F & J



WITH FORCED AIR CIRCULATION  
DIGITAL TEMPERATURE ELECTRONIC REGULATION  
FOR ADJUSTABLE TEMPERATURES FROM 6°C TO 20°C.

### SAFETY:

DIN 12880 STANDARDS. ADJUSTABLE SAFETY THERMOSTAT INCORPORATED WHICH DISCONNECTS HEATING IN CASE OF THE HEATER'S REGULATOR FAILURE, WITH MANUAL RESET.

### ACCURACY – TEMPERATURE TABLE:

STABILITY: ..... ±0,5 °C  
HOMOGENEITY: ..... ±1 °C  
SETPOINT ERROR: ..... ±1 °C  
RESOLUTION ..... 0,1 °C

### APPLICATIONS

Refrigerated oven for conservation and products storage which require temperatures below ambient and a controlled fixed humidity.

### FEATURES

- Colour TFT touch screen.
- Exterior case, door and interior enclosure covered in stainless steel AISI 304.
- Door with lock and easy to replace gasket, with automatic return mechanism and manual lockout. Resistant to chemical agents.
- Tropicalized hermetic compressor group.
- Automatic defrosting with water evaporation due to tempered electric defrost.
- Supports for shelves adjustable in height.
- Front foot supports adjustable in level.
- Integrated interior light.
- Entry port for external probes introduction.
- Supplied with wheels.

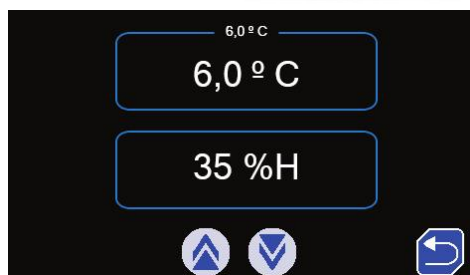
HOTCOLD F		PRECISION
TEMPERATURE RANGES- HUMIDITY		
6 °C:	33% HUMIDITY	±3 %.
8 °C:	31% HUMIDITY	±3 %.
12 °C:	30% HUMIDITY	±3 %.
16 °C:	29% HUMIDITY	±3 %.
20 °C:	26% HUMIDITY	±3 %.

HOTCOLD J		ACCURACY
TEMPERATURE RANGES - HUMIDITY		
6 °C:	60% HUMIDITY	±3 %.
8 °C:	57% HUMIDITY	±3 %.
12 °C:	53% HUMIDITY	±3 %.
16 °C:	50% HUMIDITY	±3 %.
20 °C:	47% HUMIDITY	±3 %.

### CONTROL PANEL

Model with 4.3 inches TFT touch screen.

- Main switch.
- Visual alarm.
- Probe error detection.
- Self Diagnostics.
- Over humidity alarm.
- Safety thermostat (TS) by software and mechanical.



### MODEL

HOTCOLD	Part No.	Range °C	Humidity Range	Capacity litres	Height / Width / Depth (interior) cm	Height / Width / Depth (exterior) cm	Trays number	Power W	Weight Kg
F	2101517	6 +20	26% a 33%	600	138 62 68	210 73 84	3	1350	125
J	2101518	6 +20	47% a 60%	600	138 62 68	210 73 84	3	1350	125

**SPARES**  
Tray + 2 guides.  
Part No. 1001858

Supplied with 3 steel trays, PVC laminated.

### ACCESSORIES

- Data logger with digital screen "View 2"
- Working temperature from -25°C to +85 °C.
- Humidity 0-100% RH
- IP65 protection.
- Capacity up to 30000 logs.
- Two programmable alarms.
- Log intervals of 1 second up to 10 days.
- Data download option on standby or operating.
- Display mode in °C or °F.
- Part No. 2101508



### OPTIONAL COMPLEMENTS

- ETHERNET thermometer module**  
Temperature Record, with control of programmable warnings and graphic representation. It must be installed at the factory. ETHERNET connection is needed at the place of use.  
Part No. 2101627
- Data logger with digital display**  
PT100 type probe with two meters of cable. Measuring range of -100 °C. at +200 °C. With GSM module for data transmission.  
Part No. 2101520

# Muffle Furnaces



## Electric Muffle Furnaces “Select-Horn-TFT”

TEMPERATURE CONTROLLABLE UP TO 1150 °C.  
 SET ACCURACY:  $\pm 1$  °C OF THE SET VALUE. RESOLUTION: 1 DIGIT.  
 DIGITAL ELECTRONIC CONTROLLER FOR TEMPERATURE AND TIME WITH TFT COLOUR TOUCH SCREEN.  
 UP TO 10 PROGRAMMABLE TEMPERATURE PROFILES.

### SAFETY:

PROBE BREAK DISCONNECTS THE POWER TO THE FURNACE AUTOMATICALLY.  
 MICROSWITCH THAT DISCONNECTS THE POWER OF THE HEATER ELEMENTS WHEN THE DOOR IS OPEN.  
 FLIP DOOR THAT CAN ALSO BE USED AS A SUPPORT TRAY AND USER PROTECTED FROM THE HOT INTERNAL SURFACE.

### APPLICATIONS

Incineration processes, drying, degradation, re-heating, thermal treatments etc.

### FEATURES

Interior chamber constructed from high quality lightweight refractory bricks, with a high alumina content with no asbestos or iron oxide.

Evenly distributed exceptional long life heating elements, annealed frequently at a high fusion point. Excellent thermal insulation made from Ceramic fibre of low density and thermal conductivity. Low consumption with maximum performance. Rapid temperature recovery after the door has been opened.

Flap door with easy to change components. Support tray made from special steel used as a base to support assay material. USB output.

### CONTROL PANEL

#### General

Main switch.  
 TFT touch screen 4.3".  
 Clock calendar.  
 Two working modes, normal or programming.  
 SPA – FRE – ENG menu.  
 Self-test on starting.  
 Temperature control auto-tuning.  
 °C/°F selection.

#### Type K probe.

#### Normal mode

Set point temperature selection  
 Up ramp.  
 Stability time from 1 min to 99h or continuous.

#### Programming mode

10 profiles capacity.  
 6 segments per profile.  
 Stability time in each segment from 1 min to 99h (or continuous in the last segment)  
 Up ramps between segments.  
 Daily - weekly On / Off programming.

### MODELS

Part No.	Capacity litres	Height / Width / Width (interior) cm	Height / Width / Depth (exterior) cm	Power W	Weight Kg
<b>2000376</b>	3.6	10 15 24	52 54 56	2500	54
<b>2000377</b>	9	15 20 30	58 59 65	3000	70

Supplied complete with support tray, made from annealed steel.



Temperature ramps graph

#### Alarms

Network failure detection alarm.  
 Probe error detection alarm.  
 Over temperature and low temperature alarms.  
 Visual audible warning alarms.  
 Up to 100 alarms storage (date, start time, end time and alarm type).

#### Datalogging

Datalogging memory up to 15000 data.  
 Logging interval from 5 seconds to 30 min.  
 Data download via USB.



Image of the flap door system in operation.

### SPARES

Support tray made from special steel used as a base to support assay material.


Code **0203681** for furnace Part No. 2000376

Code **0203692** for furnace Part No. 2000377



## ACCESSORIES

Adaptable only for "Select-Horn-TFT" furnaces Part No. **2000376** and **2000377**  
All accessories need to be fitted in the factory prior to delivery.



### Exterior exhaust tube.


Located at the furnace back with a ventilator motor to extract gases and vapours. With an 80 mm Ø hat adapter. Gases and Vapours can be extracted outside through the connecting tube. Power consumption: 30 W. Part No. **2001477**

## COMPLEMENTS



### Gloves Thermal "Kevlar 800"

Conforms to EN 388, EN407 and EN420 standards. For use with temperatures up to 800 °C, Made from seamless terry knit, with double face fibres, high level of protection against heat and flame. Length 36 cm, universal fit. Part No. **5000042**



### Crucible tongs.

With thermally protected plastic coated handles. With bow, curved tips. Part No. **1001590** Total length 220 mm. Part No. **1001591** Total length 330 mm.



Crucibles made of zirconium Zr.  
Crucibles made of pure nickel Ni.  
Crucibles made of glazed porcelain.  
Crucibles made of stainless steel.  
Crucibles made of quartz.  
(See page 181).



## Electric muffle furnaces "R-3 L" and "R-8 L" 1100 °C

FOR TEMPERATURES ADJUSTABLE FROM AMBIENT +5°C. UP TO 1100 °C.  
MICROPROCESSOR CONTROL WITH TFT TOUCH SCREEN.  
PRECISION ±2 °C OF THE SET VALUE.  
RESOLUTION: 1 DIGIT.



## FEATURES

Metal external case with vent at the back of the unit. Interior and door made of ceramic fibre, resistant and durable (No asbestos). Heater situated at the side and bottom of the chamber. USB output.

## CONTROL PANEL

### General

Main switch.  
TFT touch screen 4.3".  
Clock calendar.  
Two working modes, normal or programming.  
SPA - FRE - ENG menu.  
Self-test on starting.  
Temperature control auto-tuning.  
°C/°F selection.

### Type K probe.

### Normal mode

Set point temperature selection  
Up ramp.  
Stability time from 1 min to 99h or continuous.

### Programming mode

10 profiles capacity.  
6 segments per profile.  
Stability time in each segment from 1 min to 99h (or continuous in the last segment)  
Up ramps between segments.  
Daily - weekly On / Off programming.



### Alarms

Network failure detection alarm.  
Probe error detection alarm.  
Over temperature and low temperature alarms.  
Visual audible warning alarms.  
Up to 100 alarms storage (date, start time, end time and alarm type).

### Datalogging

Datalogging memory up to 15000 data.  
Logging interval from 5 seconds to 30 min.  
Data download via USB.



Temperature ramps graph

## ACCESSORIES

Must be factory installed.  
**Exterior extractor tube.**  
Located at the furnace back with a ventilator motor to extract gases and vapours. Gases and Vapours can be extracted outside through the connecting tube. Power: 20 W. Part No. **2000370**



MODEL	Part No.	Capacity litres	Height / Width / Depth (interior) cm	Height / Width / Depth (exterior) cm	Power W	Weight Kg
N-3	<b>2000368</b>	3	11.5 12.5 20	43 34 47	1700	18
N-8	<b>2000369</b>	8	13 20 30	51 44 56	1800	28

Supplied complete with a refractory ceramic tray as a base and support for material to be assayed.



# COMECTA Electric muffle furnace "N-30 L", "N-40 L" and "N-80 L" 1100 to 1300 °C

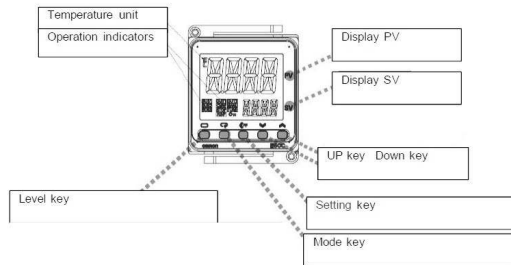
TEMPERATURE ADJUSTABLE UP TO 1300 °C FOR MODEL "N-30 L", 1200 °C FOR MODEL "N-40 L" AND 1100 °C FOR MODEL "N-80 L".  
ELECTRONIC DIGITAL TEMPERATURE CONTROL.  
PRECISION  $\pm 2$  °C OF THE SET VALUE.  
RESOLUTION: 1 DIGIT.

## FEATURES

Metal external case with vent at the back of the unit. Interior and door made from ceramic fibre, resistant and durable (No asbestos). Heater situated at the side and bottom of the chamber.

## CONTROL PANEL

Illuminated mains On/Off switch.  
Temperature control with digital display of both the set and actual temperature.  
Programmable in steps of 1 °C.  
Fitted with a type K probe.



MODEL	Part No.	Capacity litres	Height / Width / Depth (interior) cm			Height / Width / Depth (exterior) cm			Power W	Voltage V	Weight Kg
N-30 L	2200853	30	29	20	44	87	64	84	4600	230	120
N-40 L	2200857	40	29	29	42	87,5	65	83,5	3400	230	105
N-80 L	2200855	80	48	40	40	157	94	98	7500	400 / 3 N	170

Supplied complete with a refractory ceramic tray as a base and support for material to be assayed.

# COMECTA Electric muffle furnaces "N-3 L", "N-8 L", "N-13 L", "N-22 L", "N-39 L" 1100 °C

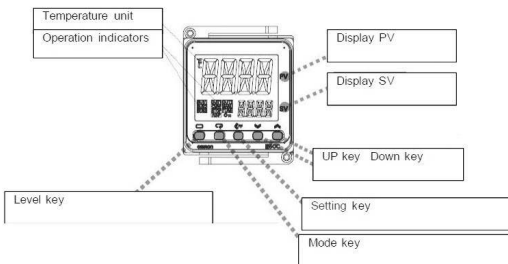
FOR TEMPERATURES ADJUSTABLE UP TO 1100 °C.  
ELECTRONIC DIGITAL TEMPERATURE CONTROL.  
PRECISION  $\pm 2$  °C OF THE SET VALUE.  
RESOLUTION: 1 DIGIT.

## FEATURES

Metal external case. Interior and door made from ceramic fibre, resistant and durable (No asbestos). Heater situated at the side and bottom of the chamber.

## CONTROL PANEL

Illuminated mains On/Off switch.  
Temperature control with digital display of both the set and actual temperature.  
Programmable in steps of 1 °C.  
Fitted with a type K probe.



## ACCESSORIES

Must be factory installed.  
**Exterior extractor tube.**

Located at the furnace back with a ventilator motor to extract gases and vapours. Gases and Vapours can be extracted outside through the connecting tube. Power: 20 W. Código **2200858**



MODELO	Part No.	Capacity litres	Height / Width / Depth (interior) cm			Height / Width / Depth (exterior) cm			Power W	Voltage V	Weight Kg
N-3 L	2200850	3	11,5	12,5	20°	43	34	47	1700	230	18
N-8 L	2200851	8,2	14	20	30	50	44	53	1800	220	33
N-13 L	2200852	13	18	22,5	36	55	50	70	1800	230	38
N-22 L	2200854	22	15,5	27,5	50	61	60	89	3000	230	58
N-39 L	2200856	39	24	31,5	49,5	74	65	90	6000	400 / 3 N	75

Supplied complete with a refractory ceramic tray as a base and support for material to be assayed.